



Search A Zone for a car **tailgating** a vehicle making a right turn, **who may zigzag** into your path. Find vehicles **that moved into LP 2**.



Think of actions you could take if a car was heading towards you.

1. **Reduce your speed**
2. **Find Escape Path - Take LP5**
3. **Flash high beam headlights**
4. **Blow your horn**


Fold and use glove box as a holder. **Warning:** Read cue before moving the vehicle.

Copyright © Frederik R. Mottola, 2011, 2019 • H063-01

## Get 50 Repetitions Identifying the LP of Vehicles

Get practice using **SAM**.

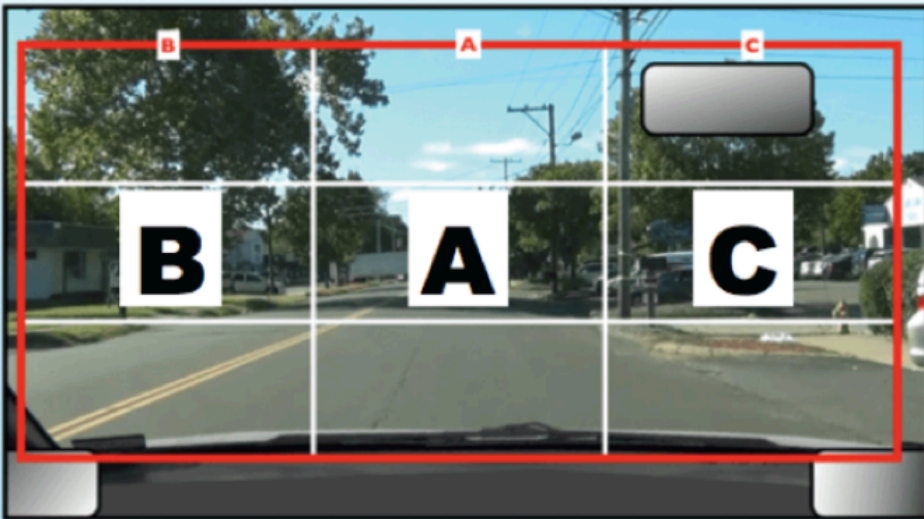
Search the **A Zone** to find and classify the LP of vehicles ahead as well as oncoming. See how cars in LP3 tend to make right turns. Cars in LP2 make left turn; but, think of them as potential head-on crashes.




When you find a vehicle in LP2, evaluate your C Zone to see if you would have an **escape path** to take if needed. Each day try to find five vehicles that are in LP2. Give yourself a reward of knowing that you are building habits of Awareness to prevent crashes caused by others' wrongful actions.



## Search A Zone for **Vehicles in LP2**



**SAM • Selective Attention Matrix**



**Lane Positions LP2 - LP1 - LP3**