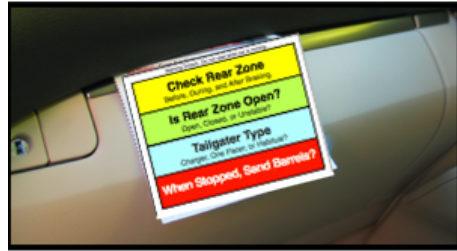



For Zone Control Coaches

Print and Use Cue Card

Print the sheets of the CUE Card. Fold into quarter sections. Use the glove box as a holder to have the Cue Card visible to you as a reminder of what to ask the students in the backseat. Ask: “ is the rear zone open of closed?” “What type of tailgater do we have?” “How would you communicate to this charger?” “Are there sand barrels?” “**Sand barrels**” are vehicles stopped to your rear to absorb an impact, like the crash barrels located on highways.



Introduction: In order to develop habits it takes deliberate thoughtful repetitions of one behavior at a time. A deficiency of training in most driver education programs is effective control of the rear zone. At best teens may have a few real situations for processing the conditions of the rear zone during their driving session.

Use of the Backseat Rear Zone Control Mirror

can provide teens with hundreds of repetitions of evaluating the rear zone control condition at the time when information will be most useful.

Directions for use: Provide one student in the left-side backseat of the driver ed car with the training mirror.

- Instruct the teen to hold up the mirror at a 30° angle** away from the body to view rear zone conditions when there is a closed front zone detected, and before, during, and after the student driver is using the brake.
- When there is a tailgater, ask teens to analyze what type of tailgater it is and explain the best way to manage it.

••Caution: You want the teen to hold the mirror at the same angle that the rear view mirror is away from the driver. And, most important you do not want the mirror flying into the teens face during a sudden stop.

• Open Rear Zone...

... is when there is 2 seconds or more of space to the rear. And, when there is at least 12 seconds of vision to the rear.

• Closed Rear Zone...

... the vehicle to the rear is less than 2 seconds away.

• Unstable Rear Zone....

... is when a vehicle is closing in on you at a fast pace.

• Charger Tailgater Characteristics:

- Excessive speed on approach
- Competitive
- Wants to pass you
- May force an opportunity to pass.

• One Pacer Tailgater Characteristics:

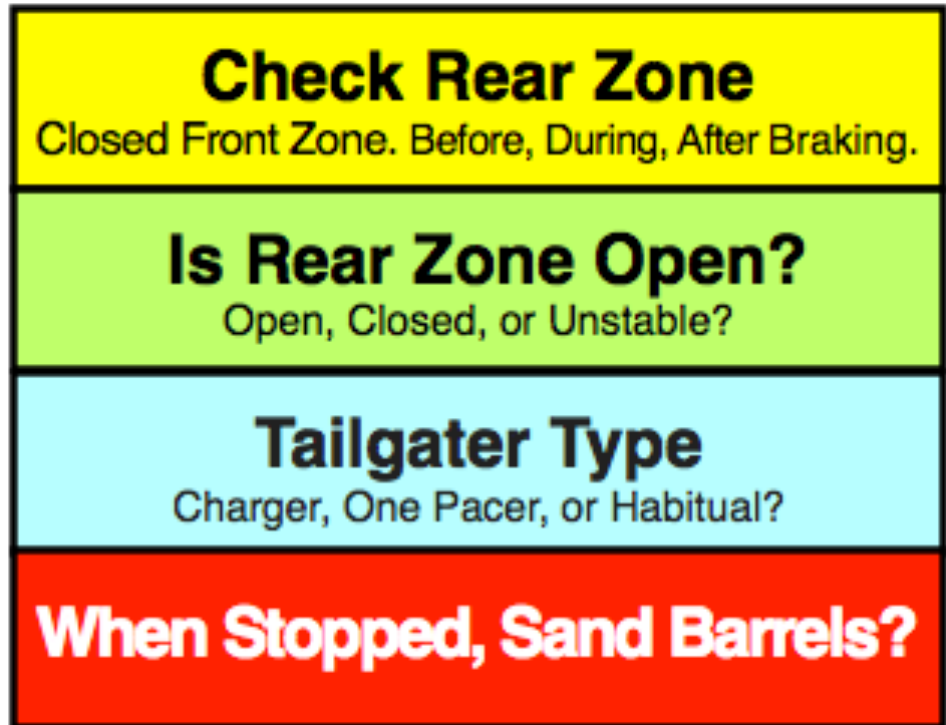
- Travels at one pace (below, at, or above speed limit)
- Gradual approach to your vehicle
- Will close gap as you slow
- Will stay back as you increase speed
- Doesn't pass at first opportunity.

• Habitual Tailgater Characteristics:

- Consistently tailgates
- Will stay with you as your speed increases

Copyright © Frederik R. Mottola, 2015, 2017

Warning Drivers: Do not read when car is moving.



- **Open Rear Zone...**

... is when there is 2 seconds or more of space to the rear. And, when there is at least 12 seconds of vision to the rear.

- **Closed Rear Zone...**

... the vehicle to the rear is less than 2 seconds away.

- **Unstable Rear Zone....**

... is when a vehicle is closing in on you at a fast pace.

- **Charger Tailgater Characteristics:**

- Excessive speed on approach
- Competitive
- Wants to pass you
- May force an opportunity to pass.

- **One Pacer Tailgater Characteristics:**

- Travels at one pace (below, at, or above speed limit)
- Gradual approach to your vehicle
- Will close gap as you slow
- Will stay back as you increase speed
- Doesn't pass at first opportunity.

- **Habitual Tailgater Characteristics:**

- **Open Rear Zone...**

... is when there is 2 seconds or more of space to the rear. And, when there is at least 12 seconds of vision to the rear.

- **Closed Rear Zone...**

... the vehicle to the rear is less than 2 seconds away.

- **Unstable Rear Zone....**

... is when a vehicle is closing in on you at a fast pace.

- **Charger Tailgater Characteristics:**

- Excessive speed on approach
- Competitive
- Wants to pass you
- May force an opportunity to pass.

- **One Pacer Tailgater Characteristics:**

- Travels at one pace (below, at, or above speed limit)
- Gradual approach to your vehicle
- Will close gap as you slow
- Will stay back as you increase speed
- Doesn't pass at first opportunity.

- **Habitual Tailgater Characteristics:**

- **Open Rear Zone...**

... is when there is 2 seconds or more of space to the rear. And, when there is at least 12 seconds of vision to the rear.

- **Closed Rear Zone...**

... the vehicle to the rear is less than 2 seconds away.

- **Unstable Rear Zone....**

... is when a vehicle is closing in on you at a fast pace.

- **Charger Tailgater Characteristics:**

- Excessive speed on approach
- Competitive
- Wants to pass you
- May force an opportunity to pass.

- **One Pacer Tailgater Characteristics:**

- Travels at one pace (below, at, or above speed limit)
- Gradual approach to your vehicle
- Will close gap as you slow
- Will stay back as you increase speed
- Doesn't pass at first opportunity.

- **Habitual Tailgater Characteristics:**

- Consistently tailgates
- Will stay with you as your speed increases

- **Open Rear Zone...**

... is when there is 2 seconds or more of space to the rear. And, when there is at least 12 seconds of vision to the rear.

- **Closed Rear Zone...**

... the vehicle to the rear is less than 2 seconds away.

- **Unstable Rear Zone....**

... is when a vehicle is closing in on you at a fast pace.

- **Charger Tailgater Characteristics:**

- Excessive speed on approach
- Competitive
- Wants to pass you
- May force an opportunity to pass.

- **One Pacer Tailgater Characteristics:**

- Travels at one pace (below, at, or above speed limit)
- Gradual approach to your vehicle
- Will close gap as you slow
- Will stay back as you increase speed
- Doesn't pass at first opportunity.

- **Habitual Tailgater Characteristics:**

- Consistently tailgates
- Will stay with you as your speed increases